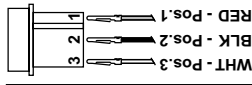


HS-5 Installation and Cable Package:

- (1) 5' 50635 Cable, one end with Sockets 61117-1 & (1) Connector 1-480303-0 installed.
- (4) Pins 61118-1 & (1) Connector 1-480305-0 in Small Bag for Field Installation.
- (1) A421 & (1) A421-1 Pilot's Warning Placards.
- (1) A438 Lens Masking Strip.
- (1) A445 Switch Label.

To view information about our Products, Installation Guides, Installation and Service Manual, Trouble Shooting Procedure for Strobe Light Systems, Technical Support, System Recommendations, PMA Supplements, STC's and illustrated Spare Parts Catalog visit www.whelen.com or contact our aviation sales dept. at (860) 526-9504.

CAUTION:
Cables connecting remote power supply type strobe lights must be connected correctly!



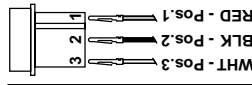
©1998 Whelen Engineering Company, Form No. 13295B (062910)

HS-5 Installation and Cable Package:

- (1) 5' 50635 Cable, one end with Sockets 61117-1 & (1) Connector 1-480303-0 installed.
- (4) Pins 61118-1 & (1) Connector 1-480305-0 in Small Bag for Field Installation.
- (1) A421 & (1) A421-1 Pilot's Warning Placards.
- (1) A438 Lens Masking Strip.
- (1) A445 Switch Label.

To view information about our Products, Installation Guides, Installation and Service Manual, Trouble Shooting Procedure for Strobe Light Systems, Technical Support, System Recommendations, PMA Supplements, STC's and illustrated Spare Parts Catalog visit www.whelen.com or contact our aviation sales dept. at (860) 526-9504.

CAUTION:
Cables connecting remote power supply type strobe lights must be connected correctly!



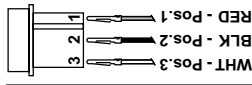
©1998 Whelen Engineering Company, Form No. 13295B (062910)

HS-5 Installation and Cable Package:

- (1) 5' 50635 Cable, one end with Sockets 61117-1 & (1) Connector 1-480303-0 installed.
- (4) Pins 61118-1 & (1) Connector 1-480305-0 in Small Bag for Field Installation.
- (1) A421 & (1) A421-1 Pilot's Warning Placards.
- (1) A438 Lens Masking Strip.
- (1) A445 Switch Label.

To view information about our Products, Installation Guides, Installation and Service Manual, Trouble Shooting Procedure for Strobe Light Systems, Technical Support, System Recommendations, PMA Supplements, STC's and illustrated Spare Parts Catalog visit www.whelen.com or contact our aviation sales dept. at (860) 526-9504.

CAUTION:
Cables connecting remote power supply type strobe lights must be connected correctly!



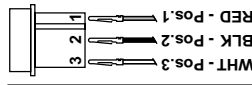
©1998 Whelen Engineering Company, Form No. 13295B (062910)

HS-5 Installation and Cable Package:

- (1) 5' 50635 Cable, one end with Sockets 61117-1 & (1) Connector 1-480303-0 installed.
- (4) Pins 61118-1 & (1) Connector 1-480305-0 in Small Bag for Field Installation.
- (1) A421 & (1) A421-1 Pilot's Warning Placards.
- (1) A438 Lens Masking Strip.
- (1) A445 Switch Label.

To view information about our Products, Installation Guides, Installation and Service Manual, Trouble Shooting Procedure for Strobe Light Systems, Technical Support, System Recommendations, PMA Supplements, STC's and illustrated Spare Parts Catalog visit www.whelen.com or contact our aviation sales dept. at (860) 526-9504.

CAUTION:
Cables connecting remote power supply type strobe lights must be connected correctly!



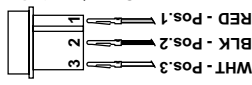
©1998 Whelen Engineering Company, Form No. 13295B (062910)

HS-5 Installation and Cable Package:

- (1) 5' 50635 Cable, one end with Sockets 61117-1 & (1) Connector 1-480303-0 installed.
- (4) Pins 61118-1 & (1) Connector 1-480305-0 in Small Bag for Field Installation.
- (1) A421 & (1) A421-1 Pilot's Warning Placards.
- (1) A438 Lens Masking Strip.
- (1) A445 Switch Label.

To view information about our Products, Installation Guides, Installation and Service Manual, Trouble Shooting Procedure for Strobe Light Systems, Technical Support, System Recommendations, PMA Supplements, STC's and illustrated Spare Parts Catalog visit www.whelen.com or contact our aviation sales dept. at (860) 526-9504.

CAUTION:
Cables connecting remote power supply type strobe lights must be connected correctly!



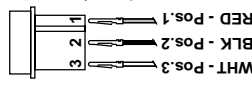
©1998 Whelen Engineering Company, Form No. 13295B (062910)

HS-5 Installation and Cable Package:

- (1) 5' 50635 Cable, one end with Sockets 61117-1 & (1) Connector 1-480303-0 installed.
- (4) Pins 61118-1 & (1) Connector 1-480305-0 in Small Bag for Field Installation.
- (1) A421 & (1) A421-1 Pilot's Warning Placards.
- (1) A438 Lens Masking Strip.
- (1) A445 Switch Label.

To view information about our Products, Installation Guides, Installation and Service Manual, Trouble Shooting Procedure for Strobe Light Systems, Technical Support, System Recommendations, PMA Supplements, STC's and illustrated Spare Parts Catalog visit www.whelen.com or contact our aviation sales dept. at (860) 526-9504.

CAUTION:
Cables connecting remote power supply type strobe lights must be connected correctly!



©1998 Whelen Engineering Company, Form No. 13295B (062910)