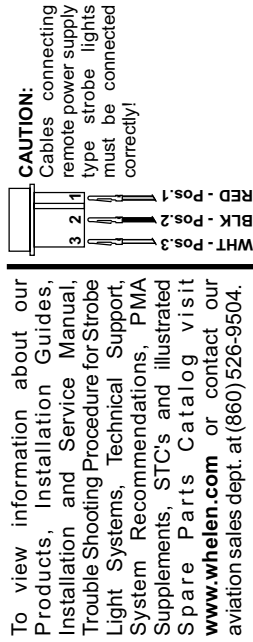


HD, T3 90 Installation and Cable Package:

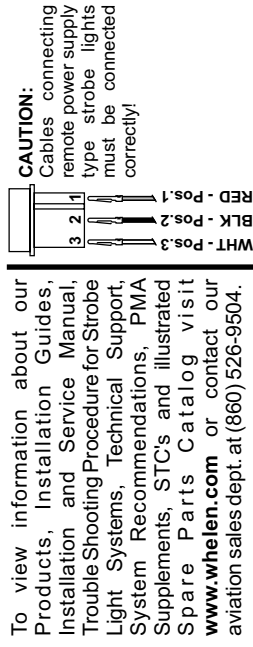
- (1) 90' 50635 Cable, both ends with Sockets 61117-1 mounted & (2) Connectors 1-480303-0 installed.
- (4) Spare sockets & (1) spare Connector 1-480303-0.
- (12) Pins 61118-1 & (3) Connectors 1-480305-0 in Small Bag for Field Installation.
- (1) A421 & (1) A421-1 Pilot's Warning Placards.
- (1) A438 Lens Masking Strip.
- (1) A445 Switch Label.



©1998 Whelen Engineering Company, Form No.13296B (062810)

HD, T3 90 Installation and Cable Package:

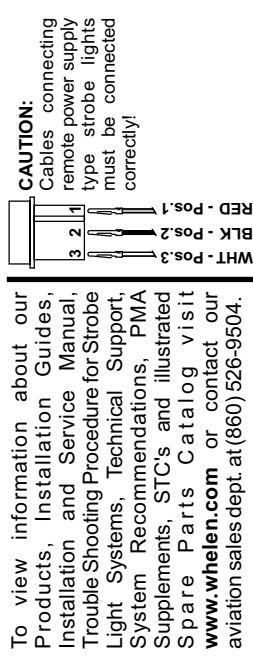
- (1) 90' 50635 Cable, both ends with Sockets 61117-1 mounted & (2) Connectors 1-480303-0 installed.
- (4) Spare sockets & (1) spare Connector 1-480303-0.
- (12) Pins 61118-1 & (3) Connectors 1-480305-0 in Small Bag for Field Installation.
- (1) A421 & (1) A421-1 Pilot's Warning Placards.
- (1) A438 Lens Masking Strip.
- (1) A445 Switch Label.



©1998 Whelen Engineering Company, Form No.13296B (062810)

HD, T3 90 Installation and Cable Package:

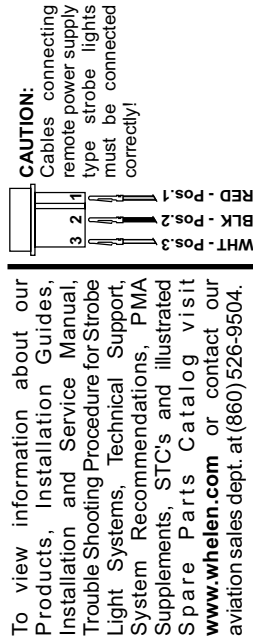
- (1) 90' 50635 Cable, both ends with Sockets 61117-1 mounted & (2) Connectors 1-480303-0 installed.
- (4) Spare sockets & (1) spare Connector 1-480303-0.
- (12) Pins 61118-1 & (3) Connectors 1-480305-0 in Small Bag for Field Installation.
- (1) A421 & (1) A421-1 Pilot's Warning Placards.
- (1) A438 Lens Masking Strip.
- (1) A445 Switch Label.



©1998 Whelen Engineering Company, Form No.13296B (062810)

HD, T3 90 Installation and Cable Package:

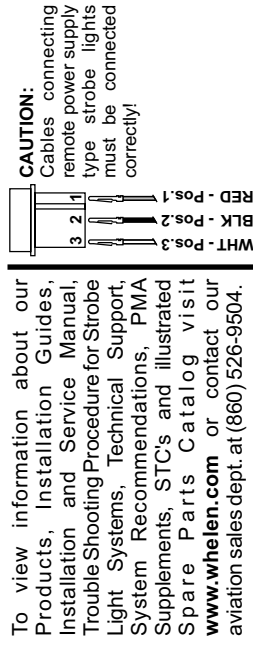
- (1) 90' 50635 Cable, both ends with Sockets 61117-1 mounted & (2) Connectors 1-480303-0 installed.
- (4) Spare sockets & (1) spare Connector 1-480303-0.
- (12) Pins 61118-1 & (3) Connectors 1-480305-0 in Small Bag for Field Installation.
- (1) A421 & (1) A421-1 Pilot's Warning Placards.
- (1) A438 Lens Masking Strip.
- (1) A445 Switch Label.



©1998 Whelen Engineering Company, Form No.13296B (062810)

HD, T3 90 Installation and Cable Package:

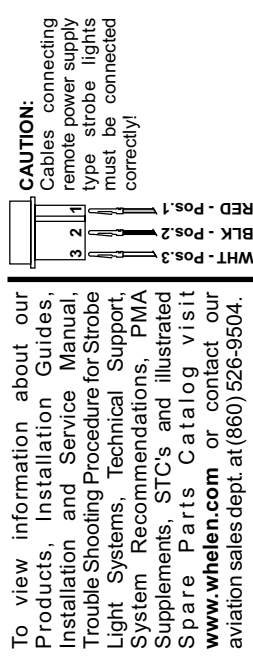
- (1) 90' 50635 Cable, both ends with Sockets 61117-1 mounted & (2) Connectors 1-480303-0 installed.
- (4) Spare sockets & (1) spare Connector 1-480303-0.
- (12) Pins 61118-1 & (3) Connectors 1-480305-0 in Small Bag for Field Installation.
- (1) A421 & (1) A421-1 Pilot's Warning Placards.
- (1) A438 Lens Masking Strip.
- (1) A445 Switch Label.



©1998 Whelen Engineering Company, Form No.13296B (062810)

HD, T3 90 Installation and Cable Package:

- (1) 90' 50635 Cable, both ends with Sockets 61117-1 mounted & (2) Connectors 1-480303-0 installed.
- (4) Spare sockets & (1) spare Connector 1-480303-0.
- (12) Pins 61118-1 & (3) Connectors 1-480305-0 in Small Bag for Field Installation.
- (1) A421 & (1) A421-1 Pilot's Warning Placards.
- (1) A438 Lens Masking Strip.
- (1) A445 Switch Label.



©1998 Whelen Engineering Company, Form No.13296B (062810)